



*There once was a time  
full of relentless heroic wars  
and fantastic creatures.*

*Paper Tales is the last  
remaining relic of those  
forgotten centuries.  
Time has come to re-open  
this book, and to relive  
these legendary ages!*

Paper Tales is a card game  
for 2 to 5 players. Collect  
Legend Points to rewrite  
History in your favour.  
On each turn, choose the best  
combination of Units: they  
symbolize your Kingdom's  
glory, through its wars  
and achievements. Quickly,  
however, you will lack space,  
and your Units will inexorably end  
swept away by the passing of time.

# PAPER TALES



## COMPONENTS

- 1 Score track **a**
- 1 wooden Time token **b**
- 30 Gold tokens with value 1 (yellow) **c**
- and 10 big Gold tokens with value 5 (grey) **c**
- 30 Age tokens **d**
- 5 Player's Aid cards **e**
- 5 wooden Score tokens **f**
- 25 Building cards (5 per player) **g**
- 81 Unit cards **h**



## RESOURCES

Some Buildings and Units produce resources, indicated by , , and icons.

These resources are never materialized by components: they are available for as long as the cards which produce them are in play.

Resources are required for constructing Buildings and are used for the resolution of some cards' abilities.

## ANATOMY OF A UNIT CARD

- 1 Unit's name
- 2 Number of copies of the card in the game
- 3 Deployment cost
- 4 Unit's strength
- 5 Card's ability
- 6 Ability's activation phase
- 7 Resource(s) produced



## SETUP

Place the Score track **a** at the center of the table. Setup the Time token on the first spot of the Turn track **b**.

Form 2 pools with the Gold **c** and Age tokens **d**. Each player takes 3 Gold from the Gold pool. Players' Gold is never hidden.

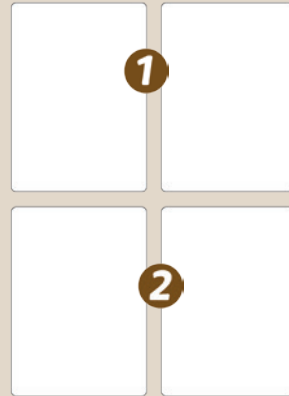
Each player chooses a color and takes corresponding Player's Aid card **e** and Score token. Score tokens are placed on the Score Track, on square 0 **f**.

Players each take a set of 5 different Building cards (Town, Tavern, Mine, Temple and Barracks) **g**. These are the Buildings that will be available for construction throughout the game.

Shuffle all Unit cards and place them face down in a pile **h**. Leave a space available for forming a discard pile. Cards that are discarded during the game will be placed here face-down.

## KINGDOM

A player's Kingdom is composed of the Units and Buildings that they have in play in front of them.



Each player has 4 spaces available for putting their Units into play: 2 in the Front **1** and 2 in the Back **2**.

Buildings that are constructed during the game are placed close to the Units **3**. Remaining Buildings are kept aside and can be consulted at anytime.

## ANATOMY OF A BUILDING CARD

Buildings have 2 levels: level **1** (front side) and level **2** (back side). Level 2 Buildings earn more Legend Points and provide an additional ability.

- 1** Building's name
- 2** Building's level: **1** or **2**
- 3** Legend Points earned at the end of the game

- 4** Level **1** construction cost
- 5** Level **2** construction cost
- 6** Building's abilities



A level **1** Building provides **1** ability, shown inside the brown area.



A level **2** Building provides **2** abilities, depicted in the grey areas.



## OBJECT OF THE GAME

Players develop their Kingdom by deploying Units and constructing Buildings. They earn Legend Points through wars, constructions and card abilities. The player with the most Legend Points after 4 game turns is the winner.

## GAMEFLOW

A game is composed of 4 turns of 6 successive phases. During each phase, players play **simultaneously** before moving to the next phase. The 6 turn phases are as follows:

- 1] RECRUITMENT
- 2] DEPLOYMENT
- 3] WARS
- 4] INCOME
- 5] CONSTRUCTION
- 6] AGING

A game turn ends after the Aging phase.



### 1] RECRUITMENT

Players select the Units that they will be able to deploy afterwards.

Each player is dealt **5 Unit cards** from the draw pile. They each **keep one of their choice for themselves**, then **pass the 4 remaining cards to their left neighbour**. Out of these 4 new cards, players **each keep one again for their hand** and pass the remaining ones to their left neighbour. Players proceed this way **until each of them has selected a new hand of 5 cards**.



Marie gets 5 cards at the beginning of the phase. She decides to keep Relic for herself, then passes the 4 remaining cards to her left neighbour.



At the same time, she receives 4 cards from her right neighbour. She now keeps one again that she adds to her hand, before passing the 3 remaining cards to her left neighbour. And so on...

The direction in which cards are passed changes depending on each of the 4 game turns: to the left on turns 1 and 3, to the right on turns 2 and 4.

At the end of the phase, each player adds any card kept from a previous turn to their hand.

*Note: If the draw pile is exhausted, shuffle the discard pile to form a new draw pile.*



### 2] DEPLOYMENT

Players put Units from their hand into play in their Kingdom.

#### Number of available spots

Each player has 4 spots available in front of them for deploying their Units: 2 in the Front and 2 in the Back. This is the maximum amount of Units that they can have in their Kingdom at the start of the game.

Later on in the game, they will have the opportunity to unlock a 5th spot, in the Front (see **5] Construction**).

Each player selects which Units from their hand they want to put into play in their Kingdom. Among the ones that they do not want to play, **they are allowed to keep a single Unit** and must discard the others. They place it on their Player's Aid card for the next turn.

Players simultaneously place the Units that they want to put into play, **face down** on available spots in their Kingdom.

If players lack space in their Kingdom, **they can freely discard Units already in play or move them from one spot to another**.

When all players are done playing, they **simultaneously** reveal the Units that they just played, and **pay their cost in Gold**.

If a player does not have enough Gold, they have to

discard any Unit(s) that they are unable to pay for. A Unit that has been brought into play during a previous turn **never has to be repaid for**.





Fred wants to play 2 new Units whereas he already has 3 others in play. He decides to make room in his Kingdom by discarding Time Master and by moving Hunter from the Front to the Back.

He then lays, face down on the 2 available spots, the 2 Units that he had been planning to put into play.



When everyone is ready, Fred reveals these newly played cards and pays 3 Gold: 2 for Demon and 1 for Miner.



A  icon indicates an ability that is only triggered once, and as soon as the Unit is revealed.

Reminder: During this phase, players apply all abilities indicated by a  symbol on Units and Buildings in their Kingdom.



### 3] WARS

Kingdoms fight with each other to earn Legend Points.

Players each determine the strength of their Kingdom by summing up the  strengths of the Units that **they have in the Front**. A value featuring a \* on a , means that this card has an ability that may modify its strength.



With Demon and Woodcutter in the Front of her Kingdom, Marie has a strength of 9.

Each player then compares their Kingdom's strength with each of their 2 neighbours', to the left and to the right. If a player has a **higher or equal** strength than one neighbour, they win a War. **Each War won earns 3 Legend Points (LP)**. In case of a tie, **both players win the War** and earn 3 Legend Points.

#### Sebastian


#### Denis



#### Marie

#### Fred

Marie wins 2 Wars, against Sebastian and Fred. Denis also wins 2 Wars, against Sebastian and Fred. Sebastian wins a single War against Denis, and Fred does not win any Wars. Marie and Denis each score 6PL, Sebastian 3PL, and Fred none.

Reminder: During this phase, players apply all abilities indicated by a  symbol on Units and Buildings in their Kingdom.






## 4] INCOME

Kingdoms produce their income in Gold.

Each player **earns 2 Gold** from the pool, plus any Gold brought by abilities indicated by a symbol on Units and Buildings in their Kingdom.



With his Kingdom, Julian earns 5 Gold: **his basis of 2 + 1 from Blacksmith + 2 from Temple.**

Reminder: During this phase, players apply all abilities indicated by a symbol on Units and Buildings in their Kingdom.



## 5] CONSTRUCTION

Players can use their , and resources to put Buildings into play in their Kingdom.

The Resources required for constructing or upgrading a Building are never spent. For players to be able to use them, they just need to be produced by Unit or Building cards in the Kingdom.

**Each player can perform one single Construction action** out of the 2 following options:

1. CONSTRUCT A BUILDING
- or
2. UPGRADE A BUILDING

### 1. CONSTRUCT A NEW BUILDING

The player can put into play **one of the 5 Buildings** that they received at the beginning of the game and that they did not construct yet.


They can put it on its **level 1** side or **directly on the level 2** side. In both cases, they have to pay for both the **Land cost** and **Resources cost** of this Building.

**Land cost:** When they build a new Building, players must pay **2 Gold for each Building that they already possess** in their Kingdom.

**Resources cost:** The player has to produce all Resources corresponding to this Building's construction cost, thanks to the Buildings and Units already in play in their Kingdom.

For constructing it as **level 1**, the resources indicated by the icon have to be produced.

For directly constructing it as **level 2**, **BOTH** the resources indicated by the icon **AND** those indicated by the icon have to be produced.



Jean-Baptiste wants to construct Tavern. He already has 2 Buildings in his Kingdom, so he has to pay 4 Gold for Land cost. His Units produce , and , allowing him to pay and and put the Building into play on its level **2** side.

### 2. UPGRADE A BUILDING


**Upgrading** an already constructed Building from **level 1** to **level 2**, requires the player to pay the **Resources cost indicated by icon**. **There is no Land cost** to be paid. The player simply flips the Building on its **level 2** side.





## 6] AGING



Aged Units die, and all others grow older.

All Units that already have **one or more Age tokens** on them **die**: they are **discarded**. **One Age token** is then **added on each Unit** that is still in play.





Denis wants to upgrade his Town.  
So, he uses Forest elemental, which produces enough  to pay for the cost indicated by .

### Additional Unit spot


Any player with at least one Level  Building in play benefits from a 5th available spot, which is located on the Front, for putting an additional Unit into play. This is the maximum number of spots that can be reached. The bonus is indicated by the icon next to every level  Building's name.



Colossus and Farmer each have an Age token . They die and are discarded.

Denis has now only 2 Units left in his Kingdom. He has to add an Age token  on each of them.



Reminder: During this phase, players apply all abilities indicated by a  symbol on Units and Buildings in their Kingdom.

## END OF TURN

Once the Aging phase is over, the Time token is moved one spot forward. A new game turn begins.

## END OF GAME

The game ends at the end of turn 4. Players add to their score the Legend Points showed on the Buildings that they constructed. The player with the highest total of Legend Points is the winner. In case of a tie between some players, the one with the most Gold remaining wins. If there is still a tie, players share victory.



## RULES FOR 2 PLAYERS

The following adjustments are used for playing with 2 players. We recommend that players have already played a game with the normal rules before discovering the game in its 2 player variant.



### RECRUITMENT

Both players each receive **9 Unit cards** from the draw instead of 5. When a player keeps a card, they then have to discard another one of their choice, before giving the remaining cards to their opponent.



### WARS

If a player has a greater or equal strength than their opponent's, they win **one War**, as indicated in the normal rules.

If their strength is greater or equal than **twice their opponent's strength**, this player wins **2 Wars**.

## PRECISIONS ABOUT CARDS

- A Unit **dies** only when it is being discarded during **6** phase.
- In any situation in which players estimate that there would be an issue with resolving two abilities simultaneously, the most advanced player on the Score Track acts first. In case of a tie, the player with the least Gold goes first. If the tie is still unresolved, the order is randomly determined.

## Units




### Golem

If you have no level **2** Building in your Kingdom when you deploy Golem, you still have only 4 spots for deploying your Units on this turn.




### Grand Architect

Grand Architect's ability allows for buying any combination of resources.




### Kraken

During **6** phase, apply its ability to each Unit that dies in your Kingdom, including Kraken itself, if it dies on this turn.




### Monkey

Monkey earns you 1 Gold when it is deployed. This Gold can be immediately used to pay for other Units' deployment.




### Mystical Healer

Add a **6** token on the Unit saved by Mystical Healer this turn, as on all other surviving Units. Mystical Healer can prevent himself from dying.




### Ogre

The basis of 2 Gold earned on **4** phase is to be taken into account too, for determining Ogre's strength bonus.



### Palm Reader


Apply its ability to each Unit that dies in your Kingdom, including Palm Reader itself, if she dies on this turn.



### Shapeshifter

Discard Shapeshifter as soon as it is replaced by the newly drawn Unit. Do not forget to add a **6** token on this Unit and to apply its **2** phase abilities, if it has any.

## Buildings



### Temple

Each level of Temple can be paid either with the requested amount of **6**, or by paying the indicated amount of Gold.

Paper Tales is a game designed by Masato Uesugi, illustrated by Christine Alcouffe, published by Catch Up Games and distributed by Blackrock Games. Graphic design: Manoël Verdiel. Layout: Clément Milker. Translation: Sébastien Kihm. Proof reading : Maxene Graze.

Masato Uesugi thanks Yannick Deplaedt and Shihori Uesugi. Christine Alcouffe thanks Maël for his everyday support, her parents and all friends from La Triche or elsewhere. Catch Up Games thanks Masato, Christine and Yannick.